

# S-OIL Corporation Q3 2025 Results

November 2025



# Highlights



**229.2 billion Won  
Operating Income  
in Q3 2025**

Backed by favorable fuel and lube spreads, operating income reached 229.2 billion Won, making a substantial earnings turnaround



**Strong Margins to  
Stay Firm Led by  
Middle Distillates**

Refining margins are expected to stay firm, supported by tighter supply from refinery outages and closures, along with a seasonal pickup in heating oil demand



**Shaheen Project  
Progressing Smoothly  
in EPC with Marketing  
Activities Underway**

EPC is advancing smoothly with 85.6% completion, alongside the launch of pre-marketing and ongoing marketing activities

## DISCLAIMER

Financial results for Q3 2025 are provisional and subject to change according to the outside independent auditors' review.

This presentation contains forward-looking statements that are based on our current expectation, assumptions, estimates and projections about S-OIL and the refinery industry. We caution you not to place undue reliance on any forward-looking statement, which may involve various risks and uncertainties.

Please also note that although we believe that the assumptions on which our forward-looking statements are based are reasonable, any of those assumptions could prove to be inaccurate, and, as a result, the forward-looking statements based on those assumptions could be incorrect. Except as required by law, we do not undertake to release the results of any revisions of these forward-looking statements to reflect future events or circumstances.





## Q3 2025 Performance & Outlook

Q3 2025 Financial Result	5	→
Financial Status	6	→
Refining	7	→
Petrochemical	8	→
Lube	9	→

## Key Business Update

Strong Refining Margin Expected amid Tight Supply and Seasonal Heating Oil Demand	11	→
Shaheen Project Progressing Smoothly in EPC with Marketing Activities Underway	12	→

## Supplementary Information

# Q3 2025 Performance & Outlook

- Q3 2025 Financial Result
- Financial Status
- Refining
- Petrochemical
- Lube

# Q3 2025 Financial Result

(Unit: bil. Won)	Q3 25	Q2 25	QoQ	Q3 24	Q1~Q3 25	Q1~Q3 24
<b>Revenue</b>	<b>8,415.4</b>	<b>8,048.5</b>	<b>4.6% ↑</b>	<b>8,840.6</b>	<b>25,454.4</b>	<b>27,720.0</b>
<b>Operating Income</b>	<b>229.2</b>	<b>-344.0</b>	<b>Turn to Profit ↑</b>	<b>-414.9</b>	<b>-136.3</b>	199.8
(Margin)	2.7%	-4.3%	7.0%p ↑	-4.7%	-0.5%	0.7%
- Refining	115.5	-441.1	Turn to Profit ↑	-573.7	-382.4	-418.3
- Petrochemical	-19.9	-34.6	Loss narrowed ↑	5.0	-129.0	162.9
- Lube	133.6	131.8	1.4% ↑	153.8	375.1	455.3
<b>Finance &amp; Other Income</b>	<b>-147.7</b>	<b>237.7</b>	-	<b>142.5</b>	<b>44.1</b>	<b>-286.0</b>
- Net Interest gain	-59.8	-57.6	-	-57.8	-179.0	-173.5
- Net FX gain*	-90.2	307.1	-	202.1	228.5	-125.7
- Others	2.2	-11.8	-	-1.9	-5.4	13.2
<b>Income before tax</b>	<b>81.5</b>	<b>-106.3</b>	<b>Turn to Profit ↑</b>	<b>-272.5</b>	<b>-92.2</b>	<b>-86.1</b>
<b>Net Income</b>	<b>63.2</b>	<b>-66.8</b>	<b>Turn to Profit ↑</b>	<b>-206.2</b>	<b>-48.1</b>	<b>-61.3</b>

\* Including gain/loss from derivatives for FX hedging

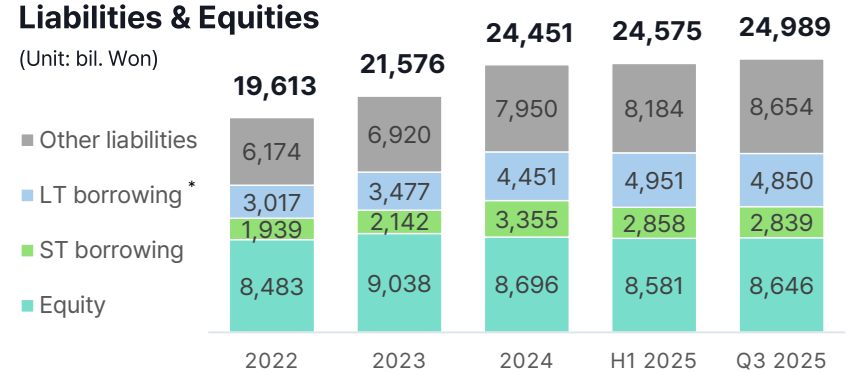
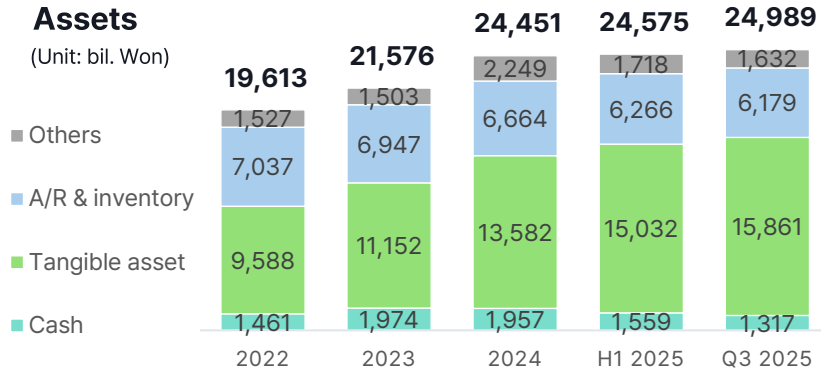
## Operating Income

- 229.2 bil. Won in Q3 25
  - Refining segment turned to profit thanks to fading one-off factors in Q2 and robust refining margins
  - Petrochemical segment losses narrowed QoQ amid continued improvement in PX spread
  - Lube segment's operating income improved slightly
- \* Inventory-related impact : -4.8 bil. Won

## Income before Tax

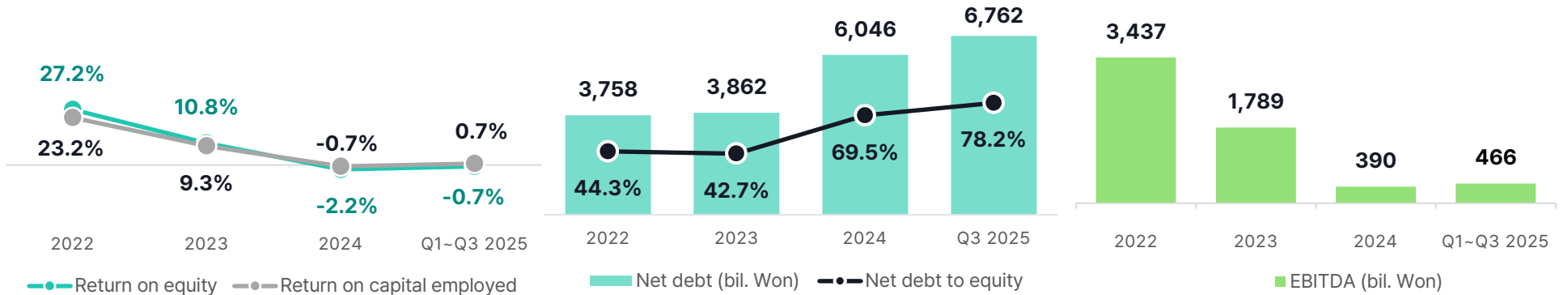
- 81.5 bil. Won in Q3 25
  - FX rate changes
    - Q3 25 : + ₩ 45.8/\$
    - Q2 25 : - ₩ 110.1/\$

# Financial Status



\* Including current portion of long-term debt

## Financial Highlights

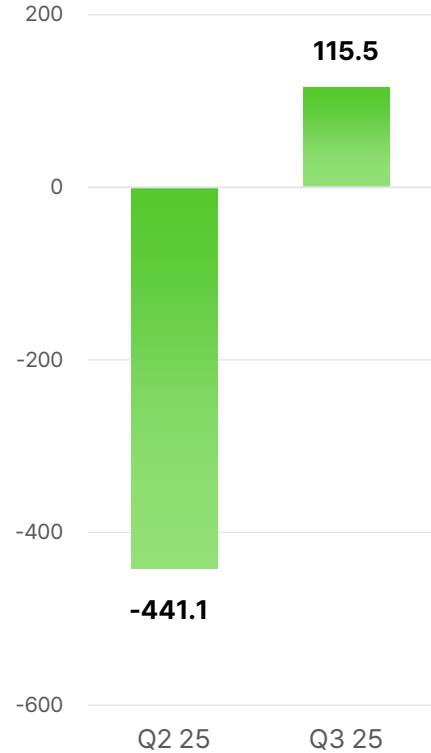


\* Net debt: Short-term borrowing + Long-term borrowing + Lease obligation - Cash

\* EBITDA: Income before tax + Net interest expense + Depreciation & Amortization (excluding catalyst amortization)

# Refining

Operating Income (Unit: bil. Won)



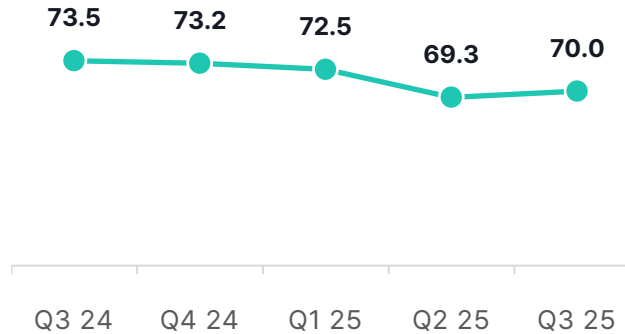
## Q3 25 Market Environment

- **Dubai crude price** remained flat despite OPEC+'s production increase, supported by geopolitical tensions and U.S. sanctions on Russian crude
- **Regional refining margins** strengthened, led by middle distillate, amid tight supply caused by Russian refinery disruptions due to ongoing Russia-Ukraine conflict

## Q4 25 Outlook

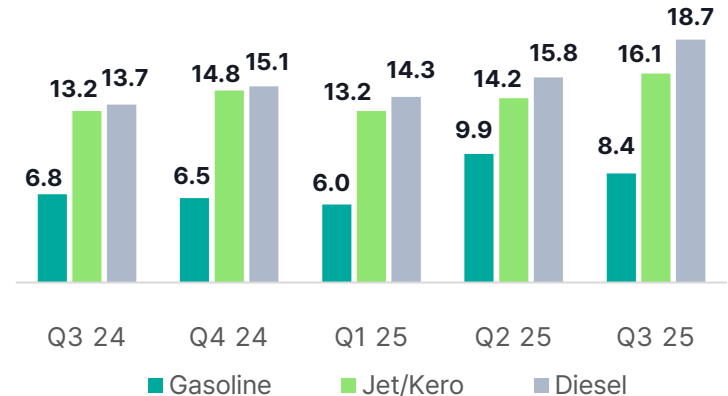
- **Regional refining margins** are expected to remain robust amid limited supply caused by global refinery outages and shutdowns of aging facilities
  - Middle distillate spreads are expected to improve further, driven by seasonal demand growth as the heating oil demand season begins

Dubai Crude Oil Price\* (Unit:\$/bbl)



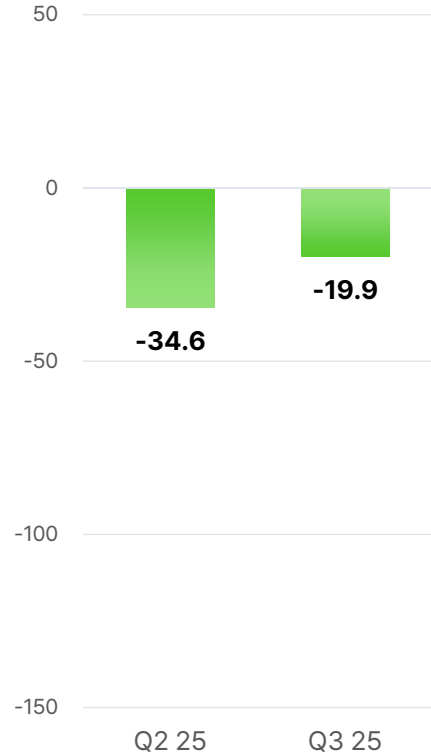
\* Quarter-end monthly average

Products Spread over Dubai (Unit:\$/bbl)



# Petrochemical

## Operating Income (Unit: bil. Won)



## Q3 25 Market Environment

### Aromatics

- PX market continued to improve on new PTA start-ups in China and steady downstream demand
- BZ market weakened due to lower U.S. import demand following the imposition of tariff and increased supply from new capacities in China

### Olefin downstream

- PP and PO markets stayed weak, pressured by rising regional supply and delayed demand recovery amid uncertainties over U.S.–China trade tensions

## Q4 25 Outlook

### Aromatics

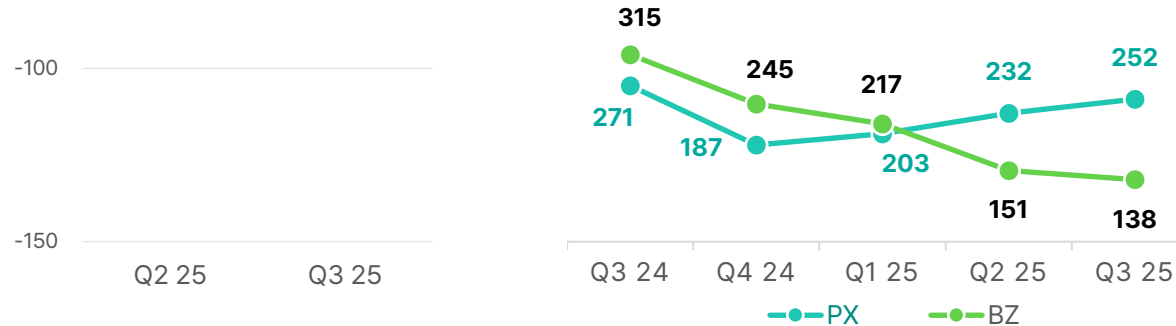
- For PX and BZ markets, demand growth from new downstream capacities in China is expected to be offset by higher supply during the gasoline off-season

### Olefin downstream

- PP and PO markets are expected to improve, supported by seasonal demand driven by Black Friday and Christmas

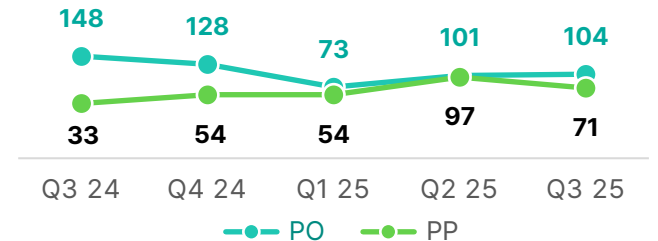
## Aromatics Spread over Naphtha

(Unit : \$/ton)



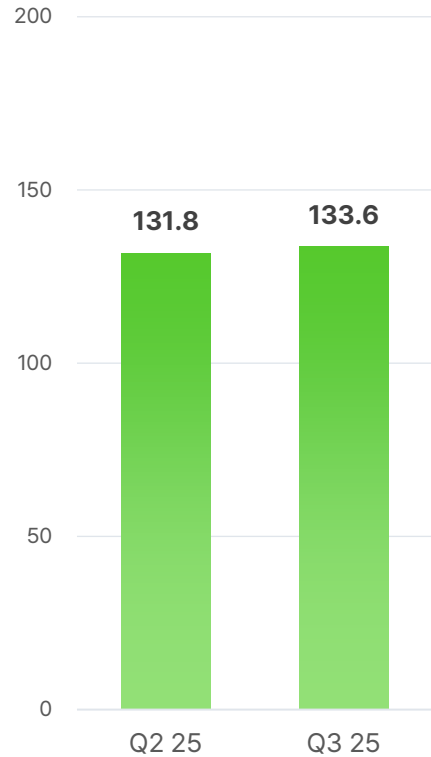
## Olefin Downstream Spread over Propylene

(Unit : \$/ton)



# Lube

## Operating Income (Unit: bil. Won)



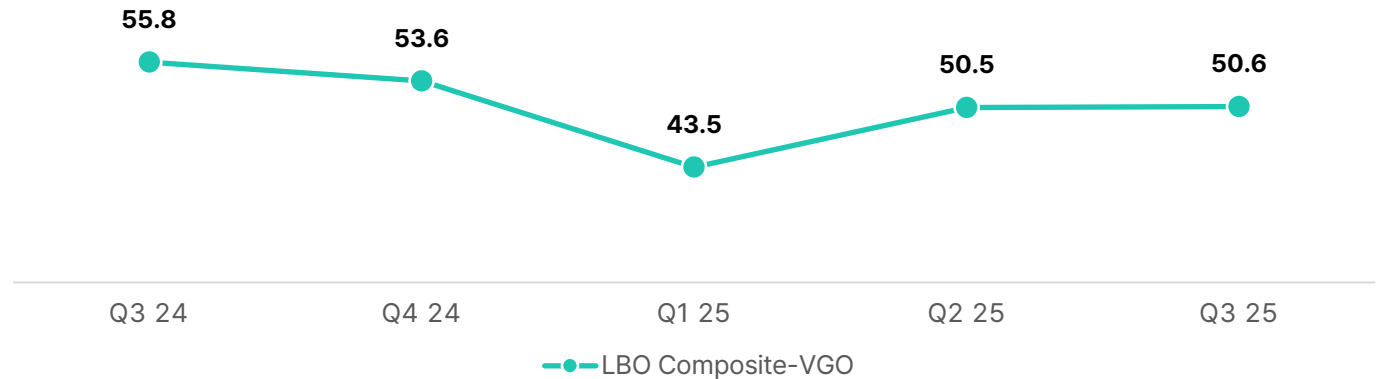
## Q3 25 Market Environment

- **LBO spread** remained solid, in line with the previous quarter, supported by firm demand

## Q4 25 Outlook

- **LBO spread** is expected to remain stable despite the seasonal lull, supported by regional turnarounds and firm demand led by India

## Products Spread (Unit : \$/bbl)



# Key Business Update

- Strong Refining Margin Expected amid Tight Supply and Seasonal Heating Oil Demand
- Shaheen Project Progressing Smoothly in EPC with Marketing Activities Underway

# Strong Refining Margin Expected amid Tight Supply and Seasonal Heating Oil Demand

## Tight Supply amid Closures and Outages

- Global refining capacity is expected to decline in 2025 due to closures of aging refineries
- Supply tightness has intensified due to fires and disruptions at refineries in the U.S., Russia, and other regions

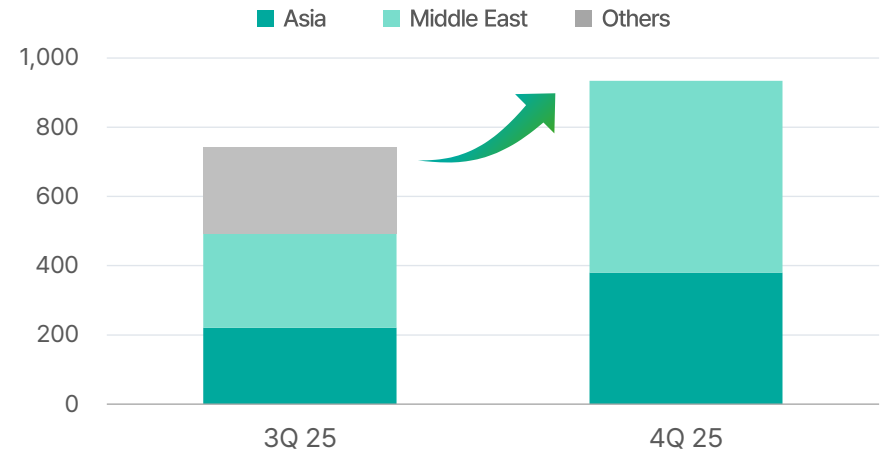
Global Refinery Capacity Additions and Closures in 2025 (kb/d)



## Robust Demand Growth and Seasonal Demand

- Global demand is expected to grow, driven primarily by Asia and the Middle East
- Middle distillate margins are expected to further improve as the heating season begins in Northern Hemisphere

Global Oil Demand Growth (YoY) (kb/d)



# Shaheen Project Progressing Smoothly in EPC with Marketing Activities Underway

➤ EPC, marketing, and establishment of a technical support system are in progress, targeting mechanical completion in 1H 2026

\* As of Oct 22, 2025

Project Progress

85.6%

+0.4%p  
vs. Plan

Engineering

97.0%

Procurement

96.3%

Construction

73.3%

Shaheen Project Site (Steam Cracker & TC2C Area)

## EPC

- Completed installation of the piperack module for steam cracker
- Installation of steam cracker furnace and TC2C heater in progress
- Completed installation of key polymer units, with automated warehouse construction underway
- Installed process control system, with testing underway

## Marketing

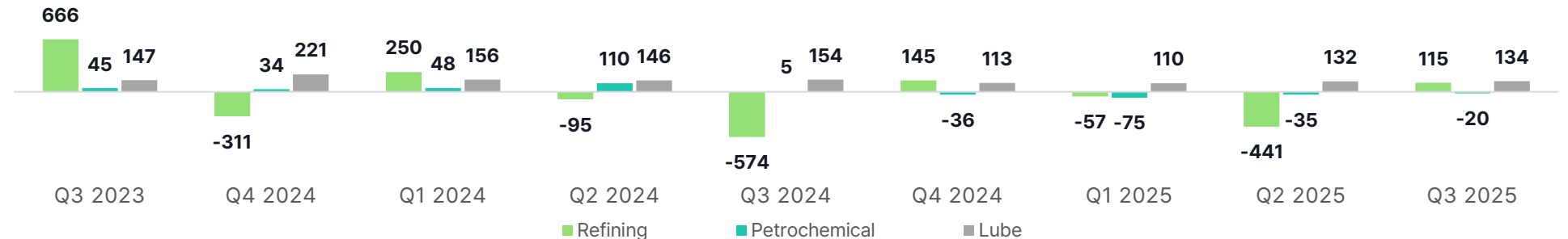
- Customer discussions for long-term contracts underway to facilitate smooth product sales
- Pipeline connection work in progress with key customers (construction between Onsan – Ulsan completed)
- PE pre-marketing commenced, with securing customers in progress
- TS&D Center preparation underway to provide PE technical support

# Supplementary Information

# Performance by Business Segment

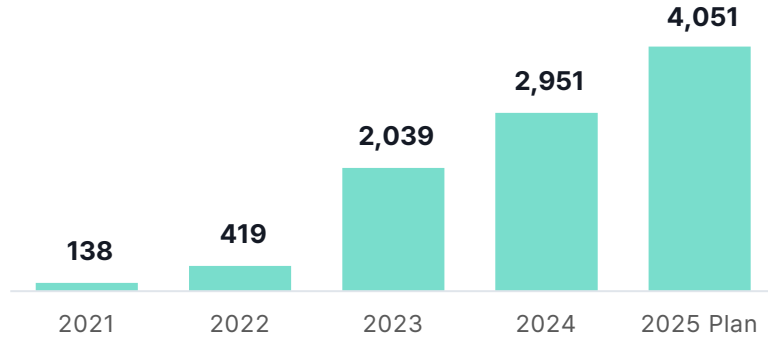
Segment	(Unit: bil. Won)	Q3 25	Q2 25	QoQ	Q3 24	Q1~Q3 25	Q1~Q3 24
Refining	Revenue	6,694.3	6,259.9	6.9% ↑	6,894.4	20,026.2	21,790.7
	Operating Income	115.5	-441.1	Turn to Profit ↑	-573.7	-382.4	-418.3
	(Margin)	1.7%	-7.0%		-8.3%	-1.9%	-1.9%
Petrochemical	Revenue	1,016.3	1,033.7	1.7% ↓	1,201.6	3,178.1	3,606.9
	Operating Income	-19.9	-34.6	Loss Narrowed ↑	5.0	-129.0	162.9
	(Margin)	-2.0%	-3.4%		0.4%	-4.1%	4.5%
Lube	Revenue	704.7	754.9	6.6% ↓	744.6	2,250.2	2,322.4
	Operating Income	133.6	131.8	1.4% ↑	153.8	375.1	455.3
	(Margin)	19.0%	17.5%		20.7%	16.7%	19.6%
Total	Revenue	8,415.4	8,048.5	4.6% ↑	8,840.6	25,454.4	27,720.0
	Operating Income	229.2	-344.0	Turn to Profit ↑	-414.9	-136.3	199.8
	(Margin)	2.7%	-4.3%		-4.7%	-0.5%	0.7%

## Operating Income Trend (Unit: bil. Won)



# CAPEX & Operation

## CAPEX



(Unit: bil. Won)	2024	Q3 25	Q1~Q3 25	2025 Plan
Shaheen Project	2,607	835	2,337	3,487
Upgrade & Maintenance	264	87	232	463
Marketing related expenditure	42	11	23	53
Others	38	8	18	48
<b>Total CAPEX</b>	<b>2,951</b>	<b>941</b>	<b>2,610</b>	<b>4,051</b>

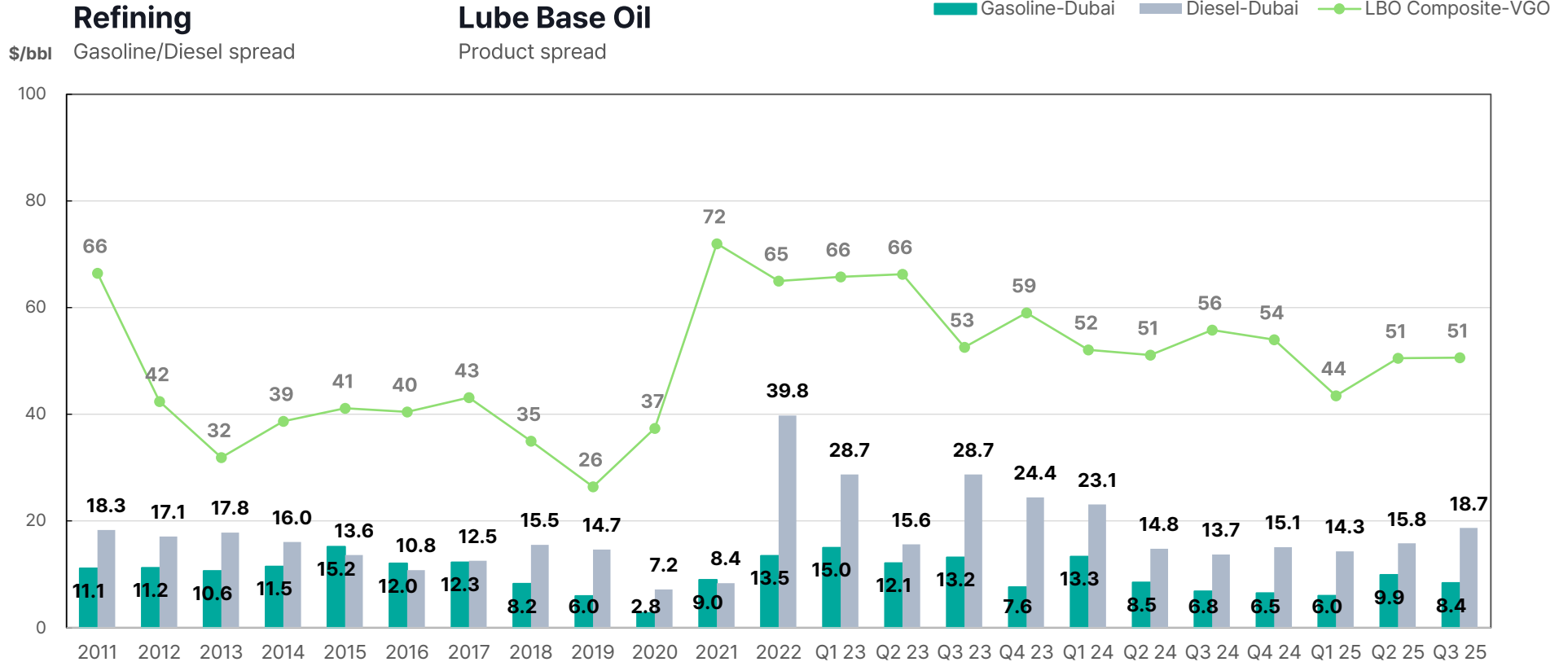
## Maintenances

	2023	2024	Q1~Q3 25	Q4 25
Refining	#3 CDU/CFU	#1 CDU	-	-
	#2 RFCC/HYC	-	-	#1 RFCC
Petrochemical	#2 PX/PP	-	-	-
Lube	-	#1 Lube	-	-

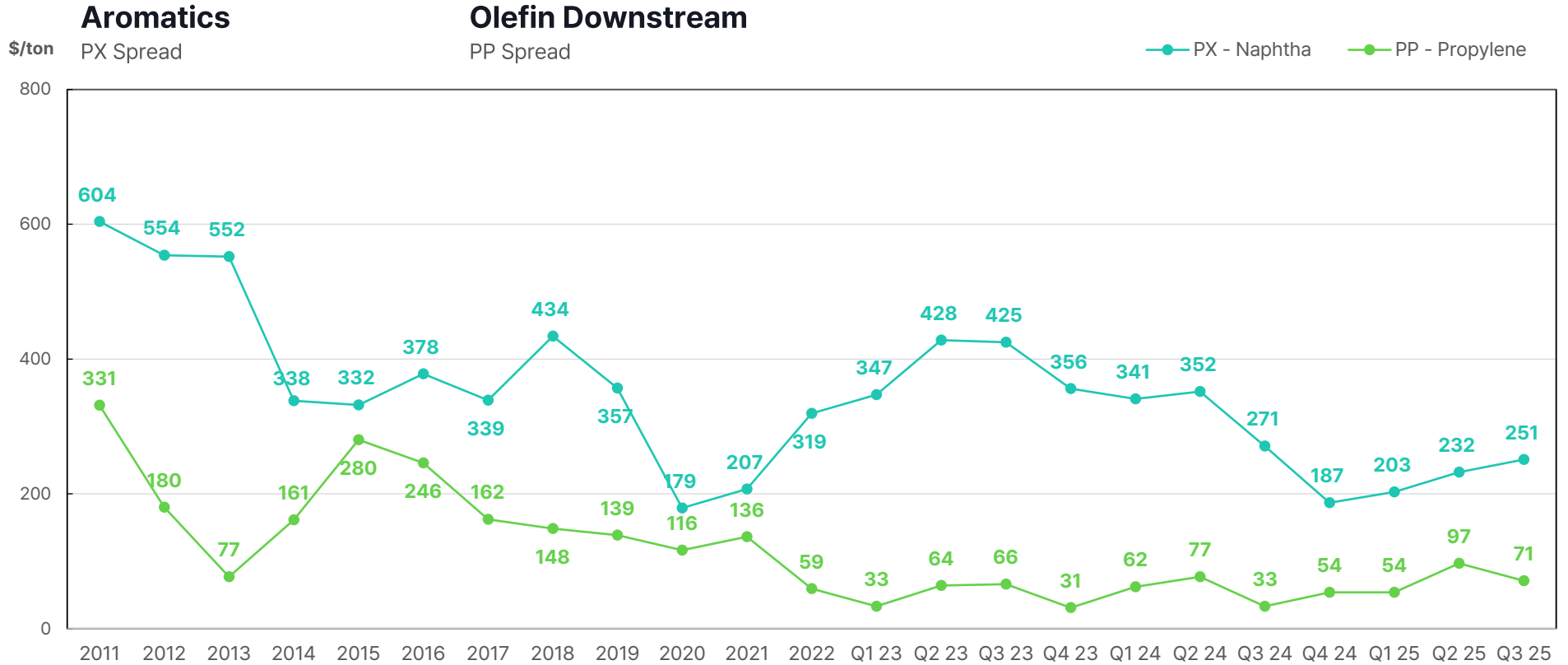
## Utilization Rate

	2023	2024	H1 25	Q3 25
CDU	90%	93%	95%	97%
RFCC/HYC	91%	98%	96%	98%
PX Plants	75%	71%	74%	91%
PP/PO Plants	78%	83%	76%	76%
Lube Plants	88%	96%	97%	98%

# Long-term Margin Trend

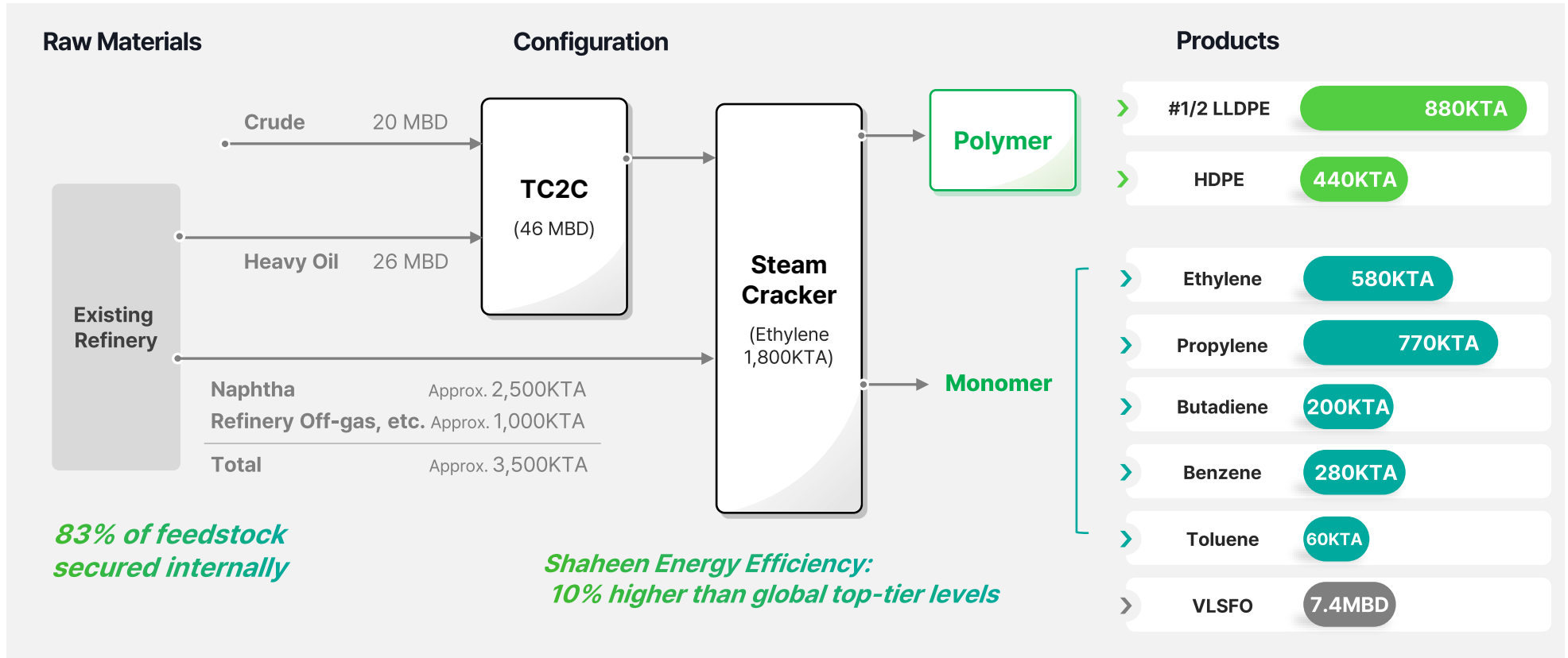


# Long-term Margin Trend



# Shaheen Project Competitiveness

- > 83% of feedstock, including naphtha, heavy oil, and off-gas, is sourced internally, ensuring competitiveness
- > Industry-leading energy efficiency providing a strong competitive edge



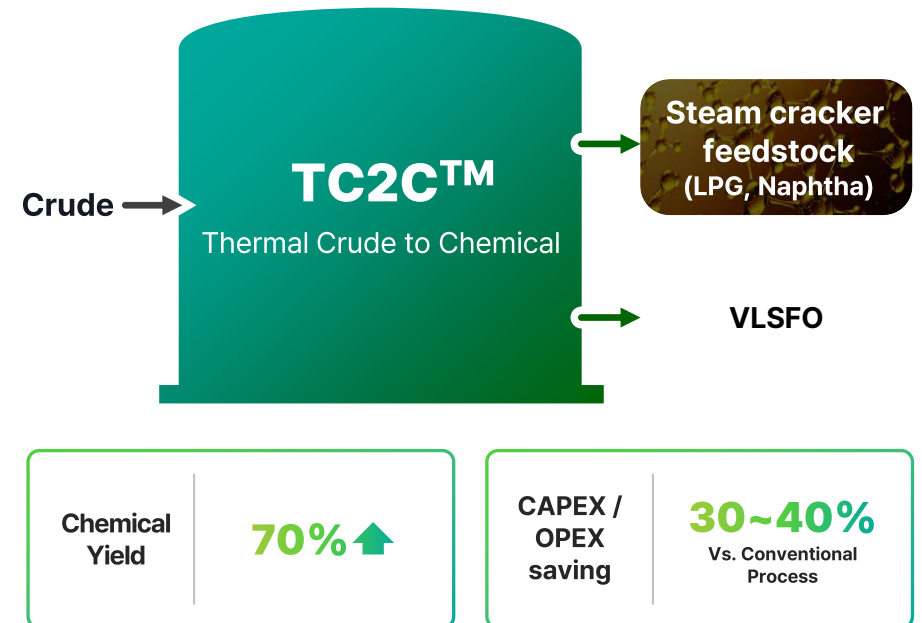
# Shaheen Project Competitiveness

- Shaheen Project is a pivotal expansion into chemical business with industry-leading competitiveness, which will enable another leap forward in future profit generation capacity

## Core competitiveness

- 1 Refining & chemical integration synergy in feedstock, facility and operation
- 2 New TC2C technology to maximize chemical yield
- 3 Industry-leading energy efficiency and carbon intensity
- 4 1st quartile cost competitiveness in NE Asia

## New TC2C Technology



**Dow Jones  
Sustainability Indices**

In Collaboration with RobecoSAM



S-OIL is the first and the only company named to DJSI World for the 15th consecutive year among Asia Pacific refiners.

**S-OIL Investor Relations**

[www.s-oil.com](http://www.s-oil.com)

